
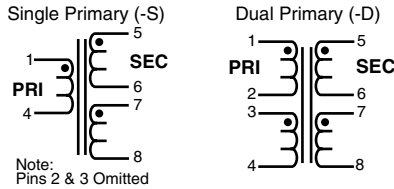
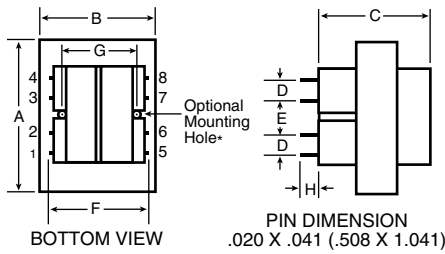


Power Transformers

Prem Magnetics, Inc. • 3521 North Chapel Hill Road • McHenry, IL 60050 • Tel: 815-385-2700 • Fax: 815-385-8578 • E-Mail: sales@premmag.com • Website: http://www.premmag.com



**SPW-350 to
SPW-620
Series
1.1 to 36 VA**



• Indicates like polarity

() = mm

* Refer to Technical Bulletin #214
HIPOT rating: 2500 VRMS from primaries to secondaries



UL - #506, #1446

CSA - #22.2 No. 66 - 1956 General Purpose

Note: Other primary and secondary voltages may be custom-designed to your specifications.

PREM	SPW-350	SPW-400	SPW-500	SPW-600	SPW-610	SPW-620
VA	1.1	2.4	6.0	12.0	20.0	36.0
A	1.375" (34.93)	1.375" (34.93)	1.625" (41.28)	1.875" (47.63)	2.250" (57.15)	2.625" (66.68)
B	1.125" (28.58)	1.125" (28.58)	1.312" (33.32)	1.562" (39.69)	1.875" (47.63)	2.187" (55.55)
C	.9370" (23.81)	1.187" (30.15)	1.290" (32.77)	1.437" (36.51)	1.410" (35.81)	1.562" (39.69)
D	.2500" (6.35)	.2500" (6.35)	.2500" (6.35)	.3000" (7.62)	.3000" (7.62)	.4000" (10.16)
E	.2500" (6.35)	.2500" (6.35)	.3500" (8.89)	.4000" (10.16)	.4000" (10.16)	.4000" (10.16)
F	1.200" (30.48)	1.200" (30.48)	1.280" (32.51)	1.410" (35.81)	1.600" (40.64)	1.850" (46.99)
G	N/A	N/A	1.062" (26.99)	1.250" (31.75)	1.500" (38.10)	NOTE
Screw Size	N/A	N/A	#4	#4	#4	#6
H	.2000" (5.08)	.2000" (5.08)	.2000" (5.08)	.2000" (5.08)	.2000" (5.08)	.1870" (4.75)

*Primary Voltage – S (115V) – D (115/230V) () = mm

Note: 4 corner mounting holes on 2.187" (55.55mm) x 1.750" (44.45mm) centers. For additional information, see Technical Bulletin #214.

VA	Single 115V 6 pin	Dual 115/230V 8 pin	Parallel	Series
1.1	SPW-350-S	SPW-350-D	5V @ 220 mA	10V CT @ 110 mA
	SPW-351-S	SPW-351-D	6.3V @ 180 mA	12.6V CT @ 90 mA
	SPW-352-S	SPW-352-D	8V @ 140 mA	16V CT @ 70 mA
	SPW-353-S	SPW-353-D	10V @ 110 mA	20V CT @ 55 mA
	SPW-354-S	SPW-354-D	12V @ 90 mA	24V CT @ 45 mA
	SPW-355-S	SPW-355-D	14V @ 80 mA	28V CT @ 40 mA
	SPW-356-S	SPW-356-D	18V @ 60 mA	36V CT @ 30 mA
	SPW-357-S	SPW-357-D	24V @ 46 mA	48V CT @ 23 mA
	SPW-358-S	SPW-358-D	28V @ 40 mA	56V CT @ 20 mA
	SPW-359-S	SPW-359-D	60V @ 20 mA	120V CT @ 10 mA
2.4	SPW-400-S	SPW-400-D	5V @ 500 mA	10V CT @ 250 mA
	SPW-401-S	SPW-401-D	6.3V @ 400 mA	12.6V CT @ 200 mA
	SPW-402-S	SPW-402-D	8V @ 300 mA	16V CT @ 150 mA
	SPW-403-S	SPW-403-D	10V @ 240 mA	20V CT @ 120 mA
	SPW-404-S	SPW-404-D	12V @ 200 mA	24V CT @ 100 mA
	SPW-405-S	SPW-405-D	14V @ 170 mA	28V CT @ 85 mA
	SPW-406-S	SPW-406-D	18V @ 130 mA	36V CT @ 65 mA
	SPW-407-S	SPW-407-D	24V @ 100 mA	48V CT @ 50 mA
	SPW-408-S	SPW-408-D	28V @ 90 mA	56V CT @ 45 mA
	SPW-409-S	SPW-409-D	60V @ 40 mA	120V CT @ 20 mA
6.0	SPW-500-S	SPW-500-D	5V @ 1.2A	10V CT @ 600 mA
	SPW-501-S	SPW-501-D	6.3V @ 1.0A	12.6V CT @ 500 mA
	SPW-502-S	SPW-502-D	8V @ 800 mA	16V CT @ 400 mA
	SPW-503-S	SPW-503-D	10V @ 600 mA	20V CT @ 300 mA
	SPW-504-S	SPW-504-D	12V @ 500 mA	24V CT @ 250 mA
	SPW-505-S	SPW-505-D	14V @ 400 mA	28V CT @ 200 mA
	SPW-506-S	SPW-506-D	18V @ 340 mA	36V CT @ 170 mA
	SPW-507-S	SPW-507-D	24V @ 250 mA	48V CT @ 125 mA
	SPW-508-S	SPW-508-D	28V @ 220 mA	56V CT @ 110 mA
	SPW-509-S	SPW-509-D	60V @ 100 mA	120V CT @ 50 mA
12.0	SPW-600-S	SPW-600-D	5V @ 2.4A	10V CT @ 1.2A
	SPW-601-S	SPW-601-D	6.3V @ 2.0A	12.6V CT @ 1.0A
	SPW-602-S	SPW-602-D	8V @ 1.6A	16V CT @ 800 mA
	SPW-603-S	SPW-603-D	10V @ 1.2A	20V CT @ 600 mA
	SPW-604-S	SPW-604-D	12V @ 1.0A	24V CT @ 500 mA
	SPW-605-S	SPW-605-D	14V @ 840 mA	28V CT @ 420 mA
	SPW-606-S	SPW-606-D	18V @ 700 mA	36V CT @ 350 mA
	SPW-607-S	SPW-607-D	24V @ 500 mA	48V CT @ 250 mA
	SPW-608-S	SPW-608-D	28V @ 440 mA	56V CT @ 220 mA
	SPW-609-S	SPW-609-D	60V @ 200 mA	120V CT @ 100 mA
20.0	SPW-610-S	SPW-610-D	5V @ 4.0A	10V CT @ 2.0A
	SPW-611-S	SPW-611-D	6.3V @ 3.2A	12.6V CT @ 1.6A
	SPW-612-S	SPW-612-D	8V @ 2.5A	16V CT @ 1.25A
	SPW-613-S	SPW-613-D	10V @ 2.0A	20V CT @ 1.0A
	SPW-614-S	SPW-614-D	12V @ 1.6A	24V CT @ 800 mA
	SPW-615-S	SPW-615-D	14V @ 1.4A	28V CT @ 700 mA
	SPW-616-S	SPW-616-D	18V @ 1.1A	36V CT @ 550 mA
	SPW-617-S	SPW-617-D	24V @ 800 mA	48V CT @ 400 mA
	SPW-618-S	SPW-618-D	28V @ 700 mA	56V CT @ 350 mA
	SPW-619-S	SPW-619-D	60V @ 320 mA	120V CT @ 160 mA
36.0	SPW-620-S	SPW-620-D	5V @ 7.2A	10V CT @ 3.6A
	SPW-621-S	SPW-621-D	6.3V @ 5.7A	12.6V CT @ 2.85A
	SPW-622-S	SPW-622-D	8V @ 4.5A	16V CT @ 2.25A
	SPW-623-S	SPW-623-D	10V @ 3.6A	20V CT @ 1.8A
	SPW-624-S	SPW-624-D	12V @ 3.0A	24V CT @ 1.5A
	SPW-625-S	SPW-625-D	14V @ 2.6A	28V CT @ 1.3A
	SPW-626-S	SPW-626-D	18V @ 2.0A	36V CT @ 1.0A
	SPW-627-S	SPW-627-D	24V @ 1.5A	48V CT @ 750 mA
	SPW-628-S	SPW-628-D	28V @ 1.3A	56V CT @ 650 mA
	SPW-629-S	SPW-629-D	60V @ 600 mA	120V CT @ 300 mA

**Call Us Anytime for
Technical Assistance!**

BUY PREM DIRECT (815) 385-2700



Fax: (815) 385-8578

E-Mail: sales@premmag.com



Visit our Website: <http://www.premmag.com>